

Emergency Preparedness

Trinitas Regional Medical Center
Emergency Codes


Trinitas Regional Medical Center
Emergency Telephone Number:

5050

Exception: Linden Dialysis Center and all Cranford Services will dial “911” for all emergency situations.

**C
A
L
L
5
0
5
0**

CODE RED: FIRE



- If a fire occurs in your area:
 - **Rescue** those in danger
 - **Activate** the nearest fire alarm
 - **Confine** the fire by closing doors/windows
 - **Extinguish**: use an extinguisher if the fire is small

- If the fire is not in your area:
 - Close windows and doors.
 - Shut off all unnecessary electrical equipment.
 - Await further instructions.

To operate a fire extinguisher
REMEMBER:

PASS:

P - Pull

A - Aim

S - Squeeze

S - Sweep



**C
A
L
L
5
0
5
0**

CODE BLUE: Adult Medical Emergency

CODE WHITE: Pediatric Medical Emergency

- **Williamson Street Campus main hospital building and the Cancer Center.**
 - **Activate EMS by dialing 5050** (Remember to give location_
 - The operator will announce "Code Blue"
 - Appropriate equipment in these areas includes adult code cart, cardiac monitor/defibrillator, oxygen supply, and resuscitator bags.
 - See "Code Blue" Adult Cardiopulmonary Arrest policy for details including adult code team members, responsibilities and documentation.



Medical Emergencies in Other Patient Care Areas (Outside the Main Hospital Building)


- **Dial “8888” to activate the Trinitas Emergency Medical Services (EMS)**
- These areas include:
 - Behavioral Health, Clinics, New Point Dialysis Center, Long Term Care, Sleep Lab, Outpatient Physical Therapy, Cardiac Rehab, Fitness Center and the Wound Center.
- These areas are equipped with emergency response boxes, AEDs, oxygen supply, suction and resuscitator bags.

For all other Emergency Codes (i.e. Code Red, Code Yellow, Code Grey etc.) in these patient care areas dial “5050”.

Medical Emergencies in Other Hospital Service Areas (Outside the Main Hospital Building)

- **Dial "8888" to activate the Trinitas Emergency Medical Services (EMS)**
- These areas include:
 - Administrative Services Building, WIC office, Diabetes Management Center, Human Resources, Health Foundation, outpatient areas in the Plaza building and adolescent day treatment at New Point Campus.

For all other Emergency Codes (i.e. Code Red, Code Yellow, Code Grey etc.) please dial "5050".



**Emergencies at Linden Dialysis
and Cranford offices and
programs.**

**Linden Dialysis and Cranford
Offices/Programs**


Dial “911” for

ALL

emergency situations.

**C
A
L
L
5
0
5
0**

CODE PINK: INFANT ABDUCTION



Call Security; The Director of Security will lead the Code Pink

Conduct a headcount if applicable; Search the area.

Protect the potential crime scene.

Move the parents/guardian of the child to a private room away from the area. Ensure a clinical caretaker is assigned to the parents or guardian.

Do not make a statement to the media or other parents/visitors without approval from security.

All other Medical Center locations:

All baggage and people leaving or leaving with infants should be detained.


If a suspicious individual insists on leaving, record their name, description, direction of travel, vehicle entered (including the license plate) etc. and report this information to the police and security immediately.

**C
A
L
L
5
0
5
0**

CODE AMBER: MISSING CHILD

- Follow "Code Pink" guidelines
- Notify Security
- Cover all interior stairwell doors, elevator areas, and exiting doors
- Immediately search the entire unit
- Protect the crime scene





C

A

L

L

5

0

5

0

CODE TRIAGE: INTERNAL/EXTERNAL DISASTER

- **Internal:** An event which causes or threatens to cause physical damage and/or injury to the Medical Center, its personnel or patients located within the facility.
 - Follow protocol depending on the nature of the problem.
 - Communicate with hospital EOC (Emergency Operations Center) as necessary.
- **External:** An event which is not threatening to the hospital or its staff, but requires expansion of services to receive an influx of casualties to the Emergency Department which will overtax or threatens to overtax the routine capabilities of the ED.
 - Report back to assigned department.
 - Communicate with hospital EOC (Emergency Operations Center) as necessary.

**C
A
L
L
5
0
5
0**

CODE SILVER: PERSON WITH A WEAPON/HOSTAGE SITUATION



- Initiate emergency response (Call 5050)
- Telecommunications will announce Code Silver and Security will contact the Elizabeth Police Department.
- Do not enter the area.
- Secure the area pending the arrival of security/police
- If you are the victim of a hostage situation or confronted by an individual with a weapon, remember these key guidelines:
 - Remain calm and cooperate
 - Never argue with the perpetrator
 - Make no quick movements
 - When emergency responders arrive, do exactly what you are instructed to do

**C
A
L
L
5
0
5
0**

CODE ORANGE: HAZARDOUS MATERIALS INCIDENT

- May be internal or external.
- Internal: (Incident occurs within the Medical Center)
 - Alert people in the immediate area of the spill to keep away

External: (Incident occurs within the community)


- Follow Decon Team protocol



**C
A
L
L
5
0
5
0**

CODE GRAY: SECURITY EMERGENCY /PATIENT ELOPEMENT

- Security Emergency
 - Call for assistance and notify Security
 - Notify the Nurse Manager of the situation
 - Attempt to verbally deescalate the situation
 - If the patient attempts physical assault, remove yourself from the situation
- Patient Elopement
 - If a patient is missing, the senior ranking on-site security manager will serve as the "Search Coordinator".



**C
A
L
L
5
0
5
0**

CODE YELLOW: BOMB/BOMB THREAT

- Immediately notify Security and Nurse Manager
- Screen the call and use the telephone checklist
 - Obtain as much information as possible from the caller
- Report suspicious items to Security.
 - Do not touch or handle any packages or devices that appear suspicious.
- Prepare to evacuate employees, visitors and patients, either horizontally or vertically, if instructed to do so by the Security Department.



CODE CLEAR: ALL CLEAR

Previous emergency situation is over.

